

# Riptide

Vance Joy

Key: Am • Time: 4/4

## INTRO

[Am] [G] [C] [F] x2

## VERSE 1

[Am] I was scared of dentists and the [G] dark

[C] I was scared of pretty girls and [F] starting conversations

[Am] Oh, all my friends are turning [G] green

[C] You're the magician's assistant in their [F] dreams

## PRE-CHORUS

[Am] Oh, ooh, [G] oh

[C] Oh, and they come [F] unstuck

## CHORUS

[Am] Lady, running down to the [G] riptide

[C] Taken away to the [F] dark side

[Am] I wanna be your [G] left-hand man

[C] I love you when you're singing that [F] song and

[Am] I got a lump in my [G] throat 'cause

[C] You're gonna sing the words [F] wrong

## VERSE 2

[Am] There's this movie that I think you'll [G] like

[C] This guy decides to quit his job and [F] heads to New York City

[Am] This cowboy's running from [G] himself

[C] She's been living on the highest [F] shelf

## PRE-CHORUS

[Am] Oh, ooh, [G] oh

[C] Oh, and they come [F] unstuck

## CHORUS

[Am] Lady, running down to the [G] riptide

[C] Taken away to the [F] dark side

[Am] I wanna be your [G] left-hand man

[C] I love you when you're singing that [F] song and

[Am] I got a lump in my [G] throat 'cause

**[C]** You're gonna sing the words **[F]** wrong

## BRIDGE

**[Am]** I just wanna, I just wanna **[G]** know

**[C]** If you're gonna, if you're gonna **[F]** stay

**[Am]** I just gotta, I just gotta **[G]** know

**[C]** I can't have it, I can't have it **[F]** any other way

## CHORUS

**[Am]** Lady, running down to the **[G]** riptide

**[C]** Taken away to the **[F]** dark side

**[Am]** I wanna be your **[G]** left-hand man

**[C]** I love you when you're singing that **[F]** song and

**[Am]** I got a lump in my **[G]** throat 'cause

**[C]** You're gonna sing the words **[F]** wrong

## OUTRO

**[Am]** **[G]** **[C]** **[F]** x4

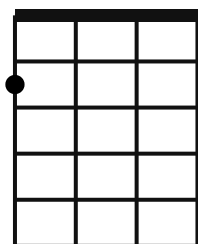
**Ukulele Tips:** Chords: [Am] 2000, [G] 0232, [C] 0003, [F] 2010.

Strum pattern: D DU UDU (Island Strum) – steady and relaxed.

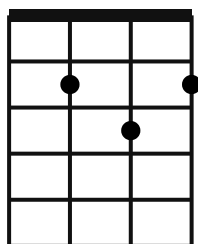
Keep a light bounce on beats 2 and 4.

The loop Am-G-C-F runs all the way through — once you've got it, you can play the whole tune without changing pattern.

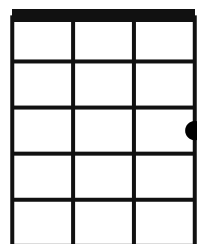
## CHORD DIAGRAMS



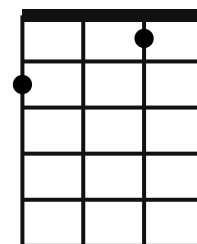
Am



G



C



F