

# Rainbow Connection

Kermit the Frog (Jim Henson)

Key: C • Time: 4/4

## INTRO

[C] [Am] [F] [G7]

## VERSE 1

[C] Why are there [Am] so many

[F] songs about [G7] rainbows

[C] And what's on the [Am] other [Dm] side? [G7]

[C] Rainbows are [Am] visions, but [F] only illu [G7] sions

[C] And rainbows have [Am] nothing to [Dm] hide

## PRE-CHORUS

[F] So we've been told and some choose to believe it

[E7] I know they're wrong, wait and [Am] see

[Dm] Someday we'll find it, the [G7] rainbow connection

[C] The lovers, the [F] dreamers, and [C] me

## VERSE 2

[C] Who said that [Am] every wish

[F] would be heard and [G7] answered

[C] when wished on the [Am] morning [Dm] star? [G7]

[C] Somebody [Am] thought of that, [F] and someone be [G7] lieved it

[C] Look what it's [Am] done so [Dm] far

## PRE-CHORUS

[F] What's so amazing that keeps us stargazing

[E7] And what do we think we might [Am] see?

[Dm] Someday we'll find it, the [G7] rainbow connection

[C] The lovers, the [F] dreamers, and [C] me

## BRIDGE

[Am] All of us [Dm] under its [G7] spell

[Am] We know that it's [Dm] probably [G7] magic

## VERSE 3

[C] Have you been [Am] half asleep

[F] and have you heard [G7] voices?

[C] I've heard them [Am] calling my [Dm] name [G7]

**[C]** Is this the **[Am]** sweet sound that **[F]** calls the young **[G7]** sailors?

**[C]** The voice might be **[Am]** one and the **[Dm]** same

PRE-CHORUS

**[F]** I've heard it too many times to ignore it

**[E7]** It's something that I'm supposed to **[Am]** be

**[Dm]** Someday we'll find it, the **[G7]** rainbow connection

**[C]** The lovers, the **[F]** dreamers, and **[C]** me

## OUTRO

**[C]** La da da **[F]** dee da da **[C]** doo **[F]**

**[C]** La da da **[G7]** da da dee **[C]**

**Ukulele Tips:** Chords: **\*\*C, Am, F, G7, Dm, E7\*\*** — classic uke shapes, rich and melodic.

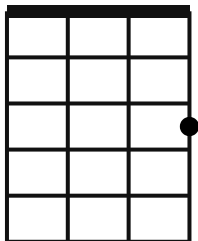
Play softly with **\*\*down-down-up-up-down-up\*\*** or fingerpick for a more reflective feel.

Keep the tempo slow and floating, around 70 bpm — it should feel like water moving.

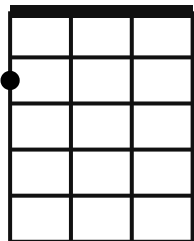
On the last verse, drop to light single downstrums for extra emotion.

Let the final C ring out — no rush, no flourish. Just a quiet smile at the end.

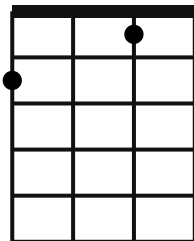
## CHORD DIAGRAMS



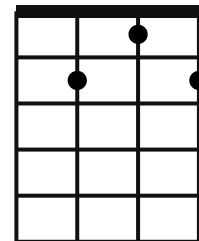
C



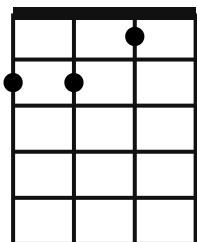
Am



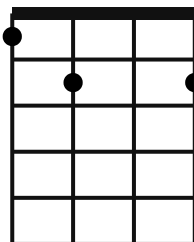
F



G7



Dm



E7